



AMI 300

Multifunction



Connection



Interchangeable measurement modules
1 instrument = more than 1 range and 1 parameter available.

Wireless connection
Instrument / PC
Instrument / Probe

Smart-plus system
Probes automatically recognized when connected to the instrument.

The multifunctions

AMI 300



AMI 300 CLA and AMI 300 CRF



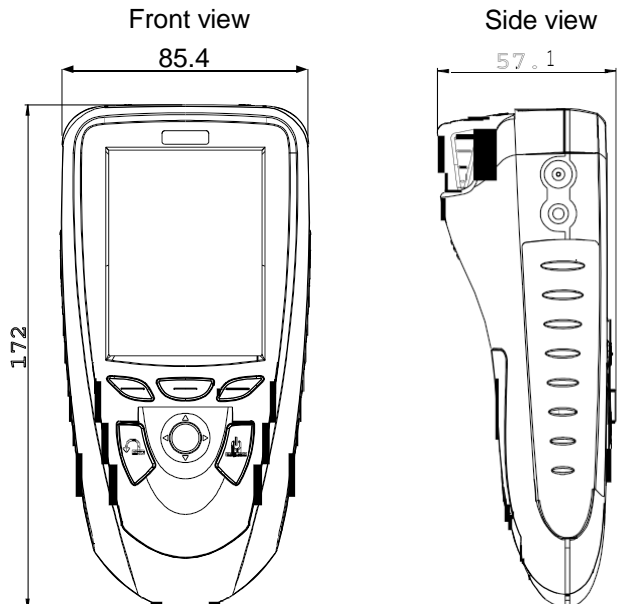
AMI 300 STD and AMI 300 SRF



AMI 300 PRO and AMI 300 PRF



Dimensions



Functions



Manometer

PRESSURE

Automatic or manual self-calibration
Selection of units
Pressure integration (0 to 9)
Point/point, automatic point/point, automatic average
Minimum / maximum values, hold, standard deviation
Storage



AIR VELOCITY AND AIRFLOW

Selection of Pitot tube, Debimo blades, hotwire or factor for other sensing elements
Selection of duct type
Selection of units
Point/point, automatic point/point, automatic average
Manual or automatic temperature balancing
Manual air pressure balancing
K2 factor
Minimum / maximum values, hold, standard deviation
Storage



Thermo-hygrometer



HYGROMETER

Selection of units
Minimum / maximum values and hold function
Storage

PSYCHROMETER

Dew point, wet temperature, enthalpy, absolute temperature
Minimum / maximum values and hold function
Storage

WBGT index

For hygrometry probe with black ball.
Calculation of comfort index inside / outside
Storage



Air Quality

CLIMATIC CONDITIONS MODULE

Selection of units
Minimum / maximum values and hold function
Storage

AIR QUALITY PROBES

Audible Alarm (2 setpoints)
CO maximum
Selection of units
Minimum / maximum values and hold function
Storage



OMNIDIRECTIONAL PROBE

Air velocity
Temperature
Hygrometry

Current / voltage module

Adjustable ranges
Minimum / maximum values and hold function
Storage



Thermometer

Thermocouple module, Pt100 and thermocouple temperature probes

Dynamic delta T
Selection of units
Minimum / maximum values and hold function
Alarme (upper and lower setpoints)
Storage
Calculation of U-value

Datalogger-10



Multi-parameters recording
Manual and automatic storage
Memory : up to 12,000 measurement points or 50 datasets
User-friendly with printing of customized report
Management of instruments pool, follow-up of calibration periods
Intervention planning
Wired or wireless interface

Technical features

Sensing elements

Pressure module Piezoresistive sensor
Overpressure allowed ± 500 Pa : 250 mbar
Overpressure allowed ± 2500 Pa : 500 mbar
Overpressure allowed $\pm 10,000$ Pa : 1,200 mbar
Overpressure allowed ± 500 mbar : 2 bar
Overpressure allowed $\pm 2,000$ mbar : 6 bar

Hotwire : Thermistance with a negative temperature coefficient.

Ambient temperature : Pt100 1/3 Din.

\varnothing 70 and 100 mm vane probes : Hall effect sensor

Ambient temperature : Pt100 class A.

\varnothing 14 mm vane probe : Proximity sensor

Ambient temperature : Pt100 class A.

Hygrometry/Temp. Probe : capacitive sensor, Pt100 1/3 DIN

Thermocouple probes : type K, J and T class 1

Pt100 probes Smart-plus : Pt100 class 1/3 Din

Climatic conditions module

Hygrometry : capacitive sensor

Temperature : semiconductor sensor

Air pressure : piezoresistive sensor

Air quality probes

CO₂ : NDIR sensor

CO : electrochemical sensor

Temperature : Pt100 class A

Hygrometry : capacitive sensor

Climatic conditions module

Hygrometry : capacitive sensor

Temperature : semiconductive sensor

Air pressure : piezoresistive sensor

Multifunction probe

Air velocity : Thermistance with a negative temperature coefficient.

Hygrometry/Temp. : capacitive sensor, Pt100 1/3 DIN

Omnidirectional probe

Air velocity : Thermistance with a negative temperature coefficient

Hygrometry/Temps. : capacitive sensor, Pt100 1/3 DIN

Tachometry probe

Optical : optical sensor

Contact : optical probe with ETC adaptor

Gas leak detection probe

Ch₄, hydrocarbon and LPG : electrochemical sensor

Instrument connections.....On the top :

2 secured mini-DIN connectors for SMART-Plus probes

Left side :

1 USB port for KIMO cable only

1 power supply plug

Module connections.....Thermocouple

4 inputs for compensated miniature plug of thermocouple type K, J or T Class 1 (as per IEC 584-3norm)

Pressure

2 pressure connectors \varnothing 6,2 mm made of nickelled brass.

2 threaded pressure connectors \varnothing 4,6 mm made of nickelled brass

+ 1 thermocouple temperature input for miniature connectors

Current / voltage module

2 stereo jacks

Display.....Graphic display 320x240 pixels

Dim. 70 x 52 mm, color display

Display of 6 measurements (including 4 simultaneously)

Housing

IP54, ABS shock-proof

Keypad.....Metal-coated, 5 keys, 1 joystick

Conformity.....Electromagnetical compatibility (NF EN 61326-1 norm)

Power supply.....4 alkaline batteries 1,5V LR6

Operating environment.....Neutral gas

Operating temperature.....from 0 to 50°C














Storage temperature.....from -20 to +80°C

Auto shut-off.....adjustable from 0 to 120 min

Weight.....380g

Languages.....French, English, Dutch, German, Italian, Spanish, Portuguese, Swedish, Norwegian, Finn, Danish

Specifications

PRESSURE					
	Pa, mmH ₂ O, In WG, mbar, hPa, mmHg, DaPa, kPa		from 0 to ±500 Pa from 0 to ±2500 Pa from 0 to ±10,000 Pa	± 100 Pa : ±0.2% reading ±0.8Pa, beyond ±0.2% reading ±1.5Pa, ±0.2% of reading ±2Pa ±0.2% of reading ±10Pa	0.1 Pa from -100 to +100 Pa, 1 Pa beyond 1Pa
	mmH ₂ O, In WG, mbar, hPa, mmHg, DaPa, kPa, PSI bar, In WG, mbar, hPa, mmHg, kPa, PSI		from 0 to ±500 mBar from 0 to ±2000 mBar	±0.2% of reading ±0,5mBar ±0.2% of reading ±2mBar	0,1mBar 1mBar
CURRENT/VOLTAGE					
	V, mA		from 0 to 2,5 V from 0 to 10 V from 0 to 4/20 mA	±2mV ±10mV ±0.01mA	0.001 V 0.01 V 0.01 mA
THERMOCOUPLE					
	°C, °F		K : from -200 to +1,300°C J : from -100 to +750°C T : from -200 to +400°C	±1.1°C or ±0.4% of reading** ±0.8°C or ±0.4% of reading** ±0.5°C or ±0.4% of reading**	0.1 °C 0.1 °C 0.1 °C
CLIMATIC CONDITIONS					
	Hygro. Temp. Air pressure	%RH °C, °F hPa	from 5 to 95%RH from -20 to +80°C from 800 to 1100 hPa	See datasheet interchangeable measurement modules	0.1 %RH 0.1 °C 1 hPa
HOTWIRE - Standard and telescopic -					
	Air velocity	m/s, fpm, Km/h	from 0.15 to 1 m/s from 0.15 to 3 m/s from 3.1 to 30 m/s	±3% of reading ± 0.03 m/s*** ±3% of reading ±0.03 m/s ±3% of reading ±0.1 m/s	0.01 m/s 0.01 m/s 0.1 m/s
	Temperature	°C, °F	from -20 to +80°C	±0.3% of reading ±0.25°C	0.1 °C
	Airflow	m ³ /h, cfm, l/s, m ³ /s	from 0 to 99,999 m ³ /h	±3% of reading ±0.03*area (cm ²)	1 m ³ /h
Ø 100 mm VANE PROBE					
	Air velocity	m/s, fpm, Km/h	from 0,25 to 3 m/s from 3,1 to 35 m/s	±3% of reading ±0,1m/s ±1% of reading ±0,3m/s	0.01 m/s 0.1 m/s
	Temperature	°C, °F	from -20 to +80°C	±0.4% of reading ±0.3°C	0.1 °C
	Airflow	m ³ /h, cfm, l/s, m ³ /s	from 0 to 99,999 m ³ /h	±3% of reading ±0.03*area (cm ²)	1 m ³ /h
Ø 70 mm VANE PROBE					
	Air velocity	m/s, fpm, Km/h	from 0, to à 3 m/s from 3,1 to 35 m/s	±3% of reading ±0,1m/s ±1% of reading ±0,3m/s	0.1 m/s
	Temperature	°C, °F	from -20 to +80°C	±0.4% of reading ±0.3°C	0.1 °C
	Airflow	m ³ /h, cfm, l/s, m ³ /s	from 0 to 99,999 m ³ /h	±3% of reading ±0.03*area (cm ²)	1 m ³ /h
Ø 14 mm VANE PROBE					
	Air velocity	m/s, fpm, Km/h	from 0,8 to 3 m/s from 3,1 to 25 m/s	±3% of reading ±0,1m/s ±1% of reading ±0,3m/s	0.1 m/s
	Airflow	m ³ /h, cfm, l/s, m ³ /s	from 0 to 99,999 m ³ /h	±3% of reading ±0.03*area (cm ²)	1 m ³ /h
	Temperature	°C, °F	from -20 to +80°C	±0.4% of reading ±0.3°C	0.1 °C
PITOT TUBE					
	Air velocity	m/s, fpm, Km/h, mph	from 2 to 5 m/s from 5.1 to 100 m/s	±0.3 m/s ±0.5% of reading ±0.2m/s	0.1 m/s
	Airflow	m ³ /h, cfm, l/s, m ³ /s	from 0 to 99,999m ³ /h	±0.2% of reading ±1% PE	1 m ³ /h
DEBIMO blades					
	Air velocity	m/s, fpm, Km/h, mph	from 4 to 20 m/s from 21 to 100 m/s	±0.3 m/s ±1% of reading ±0.1m/s	0.1 m/s 0.1 m/s
	Airflow	m ³ /h, cfm, l/s, m ³ /s	from 0 to 99,999m ³ /h	±0.2% of reading ±1% PE	1 m ³ /h
Air quality probes : CO / CO ₂ / temperature / Hygrometry					
	Temperature	°C, °F	from -20 to +80°C	See related datasheet	0.1 °C
	CO ₂	ppm	from 0 to 5000 ppm	"Portable probes"	1 ppm
	CO	ppm	from 0 to 500 ppm		0,1 ppm
	Relative humidity	%RH	from 5 to 95%RH		0.1 %RH
STANDARD HYGROMETRY probe					
	Relative humidity	%RH	from 3 to 98 %RH	See related datasheet	0.1 %RH
	Absolute humidity / enthalpy	g/Kg / Kj/Kg	According to temperature and hygrometry measuring ranges	"Portable probes"	0.1 g/Kg
	Dew point	°C _{td} , °F _{td}	from -50 to +80°C _{td}	±0.6% of reading ±0.5°C _{td}	0.1 °C _{td}
	Ambient temperature	°C, °F	from -20 to	±0.3% of reading ±0.25°C	0.1 °C
HIGH TEMPERATURE HYGROMETRY probe					
	Relative humidity	%RH	from 3 to 98 %RH	See related datasheet	0.1 %RH
	Absolute humidity / enthalpy	g/Kg / Kj/Kg	According to temperature and hygrometry measuring ranges	"Portable probes"	0.1 g/Kg
	Dew point	°C _{td} , °F _{td}	from -50 to +80°C _{td}	±0.6% of reading ±0.5°C _{td}	0.1 °C _{td}
	Ambient temperature	°C, °F	from -40 to +180°C	±0.3% of reading ±0.25°C	0.1 °C
TACHOMETRY probe (See datasheet "Portable probes")		OMNIDIRECTIONAL PROBE See datasheet "Portable probes"			
MULTIFUNCTION probes (See datasheet "Portable probes")		GAS LEAK DETECTION PROBE See datasheet "Portable probes"			
Pt100 Smart-Plus probes (See related datasheet)					

*All accuracies indicated in this document were stated in laboratory conditions and can be guaranteed for measurements carried out in the same conditions, or carried out with required compensation.

**The accuracy is expressed either by a deviation in °C, or by a percentage of the value concerned. Only the bigger value is considered.

***Optional specific adjustment and calibration

Supplied with ...

● Supplied with ○ Option

DESCRIPTION	AMI 300	AMI 300 CLA	AMI 300 STD	AMI 300 PRO	AMI 300 CRF	AMI 300 SRF	AMI 300 PRF
Pressure module from 0 to ±500 Pa	○	○	○	●	○	○	●
Pressure module from 0 to ±2500 Pa	○	○	○	○	○	○	○
Pressure module from 0 to ±10000 Pa	○	○	●	○	○	●	○
Pressure module from 0 to ±500 mBar	○	○	○	○	○	○	○
Pressure module from 0 to ±2000 mBar	○	○	○	○	○	○	○
Current / voltage module	●	●	●	●	●	●	●
Thermocouple module	○	○	○	○	○	○	○
Climatic conditions module	○	○	○	○	○	○	○
2x1 m silicone tube Ø 4 x 7 mm	○	○	●	●	○	●	●
Stainless steel tips Ø 6 x 100 mm	○	○	●	●	○	●	●
Pitot tube Ø 6mm, lg. 300 mm	○	○	●	○	○	●	○
Pitot tube Ø 6mm, lg. 300 mm T	○	○	○	●	○	○	●
Pitot tube Ø 6mm, lg. 300 mm S	○	○	○	○	○	○	○
Optical tachometry probe	○	○	○	○	○	○	○
ETC adaptor	○	○	○	○	○	○	○
Reflective tape	○	○	○	○	○	○	○
Hot wire with specific adjustment and calibration	○	○	○	○	○	○	○
Standard hotwire	○	●	●	○	●	●	○
Straight extension for hotwire	○	●	●	○	●	●	○
Telescopic gooseneck-shaped hotwire	○	○	○	●	○	○	●
SMART-Plus Ø 14 mm vane probe	○	○	○	○	○	○	○
Telescopic SMART-Plus Ø 14 mm vane probe	○	○	○	○	○	○	○
SMART-Plus Ø 70 mm vane probe	○	●	○	○	○	○	○
Wireless Ø 70 mm vane probe	○	○	○	○	●	○	○
SMART-Plus Ø 100 mm vane probe	○	○	●	●	○	○	○
Wireless Ø 100 mm vane probe	○	○	○	○	○	●	●
SMART-Plus standard hygrometry probe	○	●	●	○	○	○	○
Wireless standard hygrometry probe	○	○	○	○	●	●	○
SMART-Plus high temperature hygrometry probe	○	○	○	●	○	○	○
Wireless high temperature hygrometry probe	○	○	○	○	○	○	●
SMART-Plus Pt100 temperature probe	○	○	○	○	○	○	○
Wireless Pt100 temperature probe	○	○	○	○	○	○	○
Thermocouple K, J and T probe	○	○	○	○	○	○	○
CO ₂ / temperature probe	○	○	○	○	○	○	○
CO / temperature probe	○	○	○	○	○	○	○
CO ₂ / temperature / Hygrometry probe	○	○	○	○	○	○	○
Gas leak detection probe	○	○	○	○	○	○	○
Omnidirectional probe (air velocity/temperature/hygrometry)	○	○	○	○	○	○	○
Air velocity/ Temperature / Hygrometry probe	○	○	○	○	○	○	○
8 rechargeable batteries with charger	●	●	●	●	●	●	●
Calibration certificate	●	●	●	●	●	●	●
Transport case	●	●	●	●	●	●	●

Accessories (See related datasheet)

Datalogger-10 Datalogger-10 PC software for data recording and processing. Wired (LPCF) or wireless (LPCR) interface.	KPIJ 20 – 50 – 100 – 200 – 600 Ammeter clamp with PVC cable lg. 2m and jack connector.	RTS Telescopic extension, length 1 m, bent at 90° for measuring probe.	BNF Hotwire cleaning spray	K 25 - 35 - 75 - 85 - 120 - 150 Airflow cones (See related datasheet)
CE 300 Hands-free protective cover	GST Silicone heat conductive grease for temperature probes	ADS Adaptor for power supply 230 Vac	See related datasheet Silicone tube and crystal flexible tube	See related datasheet Debimo airflow blades of different sizes
BN Black ball Ø 150mm with junction for temperature probe Ø 4,5mm. Further dimensions available.	RD 300 Straight extension for hotwire Ø 10 mm. lg. 300 mm	JAC Set of 4 LR6 batteries	CHA 4 batteries charger	

Warranty period

Instruments have 1-year guarantee for any manufacturing defect (return to our After-Sales Service required for appraisal).

Distributed by :



Power Tech International Group
sales@powertech-group.com
www.powertech-group.com