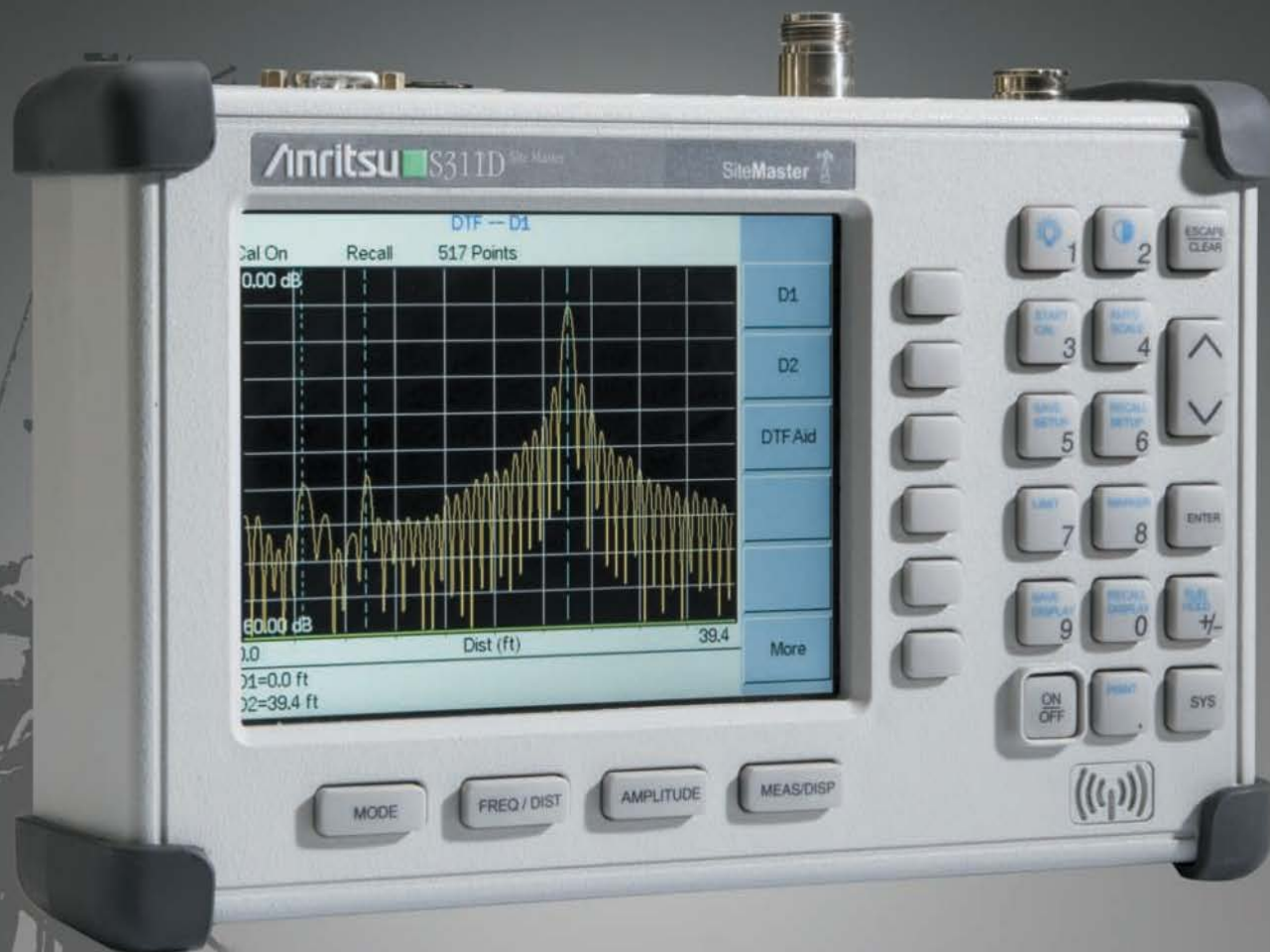


Site Master™ S311D

Cable and Antenna Analyzer, 25 MHz to 1600 MHz



Site Master™ is the perfect instrument for Land Mobile Radio and Public Safety system applications.

Anritsu's S311D Site Master builds upon Anritsu's expertise in developing accurate, portable, rugged, and easy-to-use field instruments with a rich set of features aimed at simplifying life for field use.

S311D Site Master is the perfect instrument for Land Mobile Radio (LMR) and Public Safety system technicians testing the cables and antennas of P25 and TETRA radios in the VHF/UHF, 700 MHz and 800 MHz bands. The Site Master is also ideal for broadcast and cellular applications.

The high performance 1600 MHz cable and antenna analyzer can be used to sweep cables and antennas at the frequency of operation using the Return Loss and VSWR measurements. The Distance-To-Fault (DTF) measurement can easily spot poor connections, contamination, damaged cables, water penetration, and bad antennas. Site Master's Frequency Domain Reflectometry (FDR) techniques break away from the traditional fix-after-failure maintenance process by finding small, hard to identify problems before major failures occur.



Rugged and Reliable

Because the Site Master was designed specifically for field environments, it can easily withstand the day-to-day punishments of field use. The instrument is almost impervious to the bumps and bangs typically encountered by portable field equipment.

Easy-to-Use

The menu driven user interface is intuitive and easy to use and requires little or no training time. A standard high resolution TFT color display provides visibility in broad day light. A full range of markers enable the user to make accurate measurements. Limit lines simplify measurements allowing users to create quick and simple pass/fail tests.


Take it anywhere

Weighing less than 5 lbs (2.3 kg) with its rechargeable NiMH battery, the S311D moves effortlessly from ground installations to anywhere where critical measurements are needed. Sophisticated charging circuits optimize the life of the battery. Replacing the battery in the field takes no time at all and requires no tools.

Six built-in Languages

The Site Master is equipped with local language support in English, Chinese, Japanese, French, German, and Spanish.

The Site Master is a multi-function field solution



Site Master Highlights

- Frequency Range: 25 MHz to 1.6 GHz
- Measurements: Return Loss / VSWR, Cable Loss, Distance-To-Fault (DTF), Optical DTF
- Sweep Speed: 2.5 msec / data point
- Accuracy: > 42 dB corrected directivity
- Display: TFT color with adjustable backlight
- Calibration: OSL, InstaCal™, and FlexCal™
- RF Immunity: Performs accurate measurements in co-located cell sites
- Signal Standard List / Cable Standard List: Quickly locates commonly used cables and frequency standards.
- Trace Overlay: Monitors changes with reference traces over time.
- Limit Lines: Single and Segmented Limit lines
- Language Support: Chinese, English, French, German, Japanese, Spanish
- Handheld Software Tools: Downloads traces, creates reports, compares traces, and renames files.

Options

- High Accuracy Power Meter (Option 19): Performs high accuracy terminating or inline power measurements.
- Power Monitor (Option 5): Performs accurate broadband power measurements using external detector.

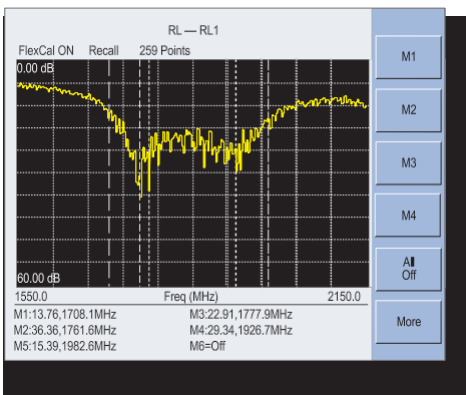
High Performance Cable & Antenna Analyzer

FDR Technique

Frequency Domain Reflectometry, (FDR), and Time Domain Reflectometry, (TDR), have similar acronyms, and both techniques are used to test transmission lines. But, that's where the similarities end. TDRs are not sensitive to RF problems: the TDR stimulus is a DC pulse, not RF. Thus, TDRs are unable to detect system faults that often lead to system failures. Additionally, FDR techniques save costly, time-consuming trouble shooting efforts by testing cable feed-line and antenna systems at their proper operating frequency. Deficient connectors, lightning arrestors, cables, jumpers, or antennas are replaced before call quality is compromised.

Quick, Simple Measurements

Site Master performs various RF measurements aimed at simplifying cable feedline and antenna analysis: Return Loss, SWR, Cable Loss and Distance-to-Fault (DTF). A single key selection on the main menu activates the desired measurement mode.

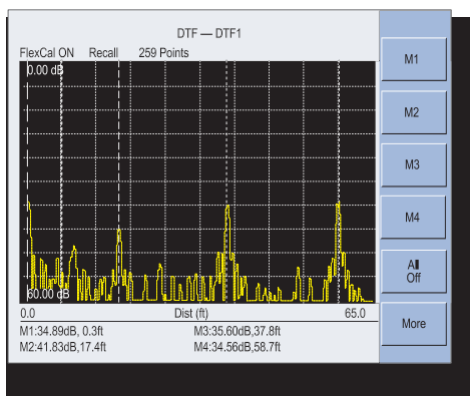
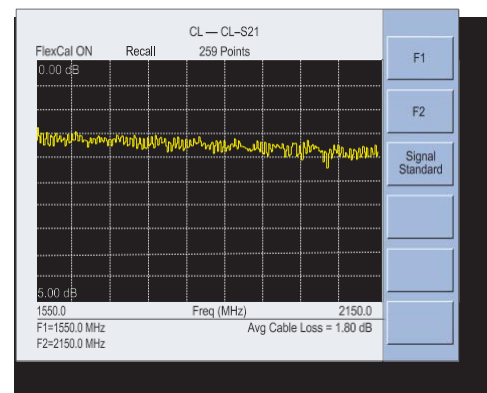


Return Loss, SWR

Return Loss and SWR “system” measurements ensure conformance to system performance engineering specifications. Measurement easily toggles between either one of the two modes and can be performed without climbing the tower.

Cable Loss

Cable Loss measurements measure the level of insertion loss within the cable feed-line system. Insertion loss can be verified prior to deployment, when you have access to both ends of the cable, or on installed cables without access to the opposite end. Site Master automatically calculates and displays the average cable loss so there is no more guess work or a need to perform calculations in the field.



Distance-to-Fault

Although a Return Loss test can tell users the magnitude of signal reflections, it cannot tell the precise location of a fault within the feed-line system. Distance-To-Fault measurements provide the clearest indication of trouble areas as it tells us both the magnitude of signal reflection and the location of the signal anomaly.

Distance-To-Fault measurement capability is built into all Site Master models as a standard feature. Return Loss (SWR) measurement data is processed using Fast Fourier Transform and the resulting data indicates Return Loss (SWR) versus distance. Distance-to-Fault measurements indicating Return Loss or SWR versus time is available with Handheld Software Tools™.

RF Power Measurements for a variety of applications

Power Monitor (Option 5)

The optional Power Monitor features precision, high return loss (low SWR) detectors ideal for broadband CW power monitoring. A wide range of detectors is available with upper frequency ranges from 3 GHz to 50 GHz. Display formats include absolute power (dBm or Watts) and relative power (dBr or %). Built-in Auto-Averaging automatically reduces the effects of noise while zeroing control allows optimum measurement accuracy at low power levels.



S311D Site Master with 560-7N50B Detector




High Accuracy Power Meter (Option 19)

Anritsu's High Accuracy Power Meter option enables users to make high accuracy RMS measurements, perfect for both CW and digitally modulated signals such as CDMA/EV-DO, GSM/EDGE, P25 and TETRA. This option requires sensor PSN50 or MA24104A. The PSN50 sensor provides high accuracy measurements from 50 MHz to 6 GHz with a dynamic range from -30 to +20 dBm. The MA24104A is an Inline High Power Sensor with a frequency range from 600 MHz to 4 GHz and can measure signals as high as 150 W. Both of the sensors are equipped with an RS-232 interface for fast and easy connection to the Site Master.



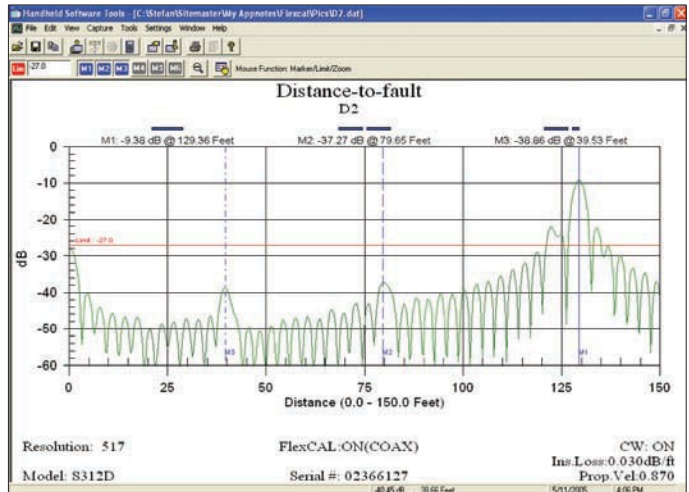
MA24104A Inline High Power Sensor



PSN50 High Accuracy Power Sensor

Handheld Software Tools™

Although Site Master features built-in analytical and reporting functions, users can also download measurement data to a PC for additional analysis or report generation. Site Master's user friendly Software Tools is a Windows® program designed specifically for cable and antenna analysis and will run on any computer with Windows 95/98/NT4/2000/ME/XP/Vista test data can be analyzed and compared to historical performance.



- Up to 300 Site Master trace memory locations can be downloaded with a single menu selection
- Build historical records with an unlimited number of traces in one document
- Intelligent Trace Renaming features allow you to rename hundreds of traces in minutes instead of hours.
- Edit and create custom signal standards and cable lists
- Create custom reports
- View Spectrogram displays in 3D
- Copy markers and limit lines from one trace to all the traces in a specific folder with easy to use group edit functions
- Use the Product Update feature to make sure you always use the latest instrument firmware.



Specifications

Cable and Antenna Analyzer		
Frequency Range	25 MHz to 1.6 GHz	
Frequency Accuracy	≤ ±50 ppm at +25 °C	
Frequency Resolution	1 kHz (CW On) 100 kHz (CW Off)	
Output Power	0 dBm typical	
Immunity to Interfering Signals	On-channel: +17 dBm On-frequency: -5 dBm	
Measurement Speed	≤ 2.5 msec / data point (CW ON)	
Number of Data Points	130, 259, 517	
Return Loss	Range: 0.00 to 60.00 dB Resolution: 0.01 dB	
VSWR	Range: 1.00 to 65.00 Resolution: 0.01	
Cable Loss	Range: 0.00 to 30.00 dB Resolution: 0.01 dB	
Measurement Accuracy	> 42 dB directivity after calibration	
Distance-to-Fault	Vertical Range	Return Loss: 0.00 to 60.00 dB VSWR: 1.00 to 65.00
	Horizontal Range	0 to (# of data pts - 1) x Resolution to a maximum of 1497 m (4909 ft), # of data pts = 130, 259 or 517
	Horizontal Resolution (Rectangular Windowing)	Resolution (meter) = $(1.5 \times 10^9) \times (V_p) / \Delta F$ where V_p is the cable's relative propagation velocity and where ΔF is the stop frequency minus the start frequency (in Hz).
Power Monitor (Option 5)		
Display Range	-80 to +80 dBm (10 pW to 100 kW)	
Measurement Range	-50 to +16 dBm (10 nW to 40 mW)	
Offset Range	0 to +60 dB	
Resolution	0.1 dB, 0.1 xW	
Accuracy	±1 dB	
High Accuracy Power Meter (Option 19)		
Compatible Sensors	PSN50 and MA24104A	
PSN50 High Accuracy Power Sensor	Frequency Range: 50 MHz to 6 GHz Measurement Range: -30 to +20 dBm Linearity: ± 0.13 dB Connector: Type N, male, 50 Ω Complete Technical Datasheet: p/n 11410-00423	
MA24104A Inline High Power Sensor	Frequency Range: 600 MHz to 4 GHz Measurement Range: +3 dBm to +51.76 dBm (2 mW to 150 W) Linearity: ± 0.13 dB Connectors: Type N, female, 50 Ω Complete Technical Datasheet: p/n 11410-00483	
General		
Language Support	Chinese, English, French, German, Japanese, Spanish	
Internal Trace Memory	300 traces	
Setup Configuration	10 setups	
Display	TFT color LCD with adjustable backlight	
Inputs and Outputs Ports	RF Out: Type N, female, 50 Ω Maximum Input without Damage: +23 dBm, ± 50 VDC	
Serial Interface	RS-232 9 pin D-sub, three wire serial	
Electromagnetic Compatibility	Meets European Community requirements for CE marking	
Safety	Conforms to EN 61010-1 for Class 1 portable equipment	
Temperature	Operating: -10 °C to 55 °C, humidity 85% or less Non-operating: -51 °C to +71 °C (Recommend the battery be stored separately between 0 °C and +40 °C for any prolonged non-operating storage period.)	
Environmental	MIL-PRF-28800F Class 2	
Power Supply	External DC Input: +12 to +15 Volt DC, 3A max Internal NiMH battery: 10.8 Volts, 1800 mAh	
Dimensions	Size: 25.4 cm x 17.8 cm x 6.1 cm (10.0 in. x 7.0 in. x 2.4 in.) (W x H x D) Weight: <2.28 kg (<5 lbs) includes battery	

Ordering Information

Basic Models	
S311D	Cable and Antenna Analyzer (25 MHz to 1.6 GHz)
Options	
S311D-005	Power Monitor - requires external detector
S311D-019	High Accuracy Power Meter
Standard Accessories	
65717	Soft Carrying Case
633-27	Rechargeable Battery, Ni-MH
40-168-R	AC-DC Adapter
806-141	Automotive Cigarette Lighter 12 Volt DC Adapter
2300-347	Handheld Software Tools CDROM
800-441	Serial Interface Cable (null modem type)
551-1691-R	USB to RS-232 Adapter Cable
10580-00185	S311D Site Master User's Guide
Calibration Components	
ICN50B	InstaCal™ Calibration Module, 2 MHz to 6.0 GHz, N(m), 50 Ω
OSLN50-1	Precision Open/Short/Load, DC to 6 GHz, 42 dB, 50 Ω, N(m)
OSLNF50-1	Precision Open/Short/Load, DC to 6 GHz, 42 dB, 50 Ω, N(f)
22N50	Open/Short, DC to 18 GHz, N(m), 50 Ω
SM/PL-1	Precision Load, DC to 6 GHz, 42 dB, N(m), 50 Ω
22NF50	Open/Short, DC to 18 GHz, N(f), 50 Ω
SM/PLNF-1	Precision Load, DC to 6 GHz, 42 dB, N(f), 50 Ω
2000-1618-R	Precision Open/Short/Load, DC to 6 GHz, 7/16 DIN(m), 50 Ω
2000-1619-R	Precision Open/Short/Load, DC to 6 GHz, 7/16 DIN(f), 50 Ω
22N75	Open/Short, DC to 3 GHz, N(m) 75 Ω
26N75A	Precision Termination, DC to 3 GHz, N(m) 75 Ω
22NF75	Open/Short, DC to 3 GHz, N(f) 75 Ω
26NF75A	Precision Termination, DC to 3 GHz, N(f) 75 Ω
12N50-75B	Matching Pad, DC to 3 GHz, 50 Ω to 75 Ω
Precision Adapters	
34NN50A	Precision Adapter, N(m)-N(m), DC to 18 GHz, 50 Ω
34NFN50	Precision Adapter, N(f)-N(f), DC to 18 GHz, 50 Ω
Adapters	
510-90-R	Adapter, 7/16 DIN(f)-N(m), DC to 7.5 GHz, 50 Ω
510-91-R	Adapter, 7/16 DIN(f)-N(f), DC to 7.5 GHz, 50 Ω
510-92-R	Adapter, 7/16 DIN(m)-N(m), DC to 7.5 GHz, 50 Ω
510-93-R	Adapter, 7/16 DIN(m)-N(f), DC to 7.5 GHz, 50 Ω
510-96-R	Adapter, 7/16 DIN(m)-7/16 DIN(m), DC to 7.5 GHz, 50 Ω
510-97-R	Adapter, 7/16 DIN(f)-7/16 DIN(f), DC to 7.5 GHz, 50 Ω
Adapters w/ Reinforced Grip	
1091-379-R	Adapter w/ Reinforced Grip, 7/16 DIN(f)-7/16 DIN(f), DC to 6 GHz, 50 Ω

Ordering Information (Continued)

Test Port Cable Armored

1SNNSO-I.SC	Test Port Cable Armored, I.S m, N(m)-N(m), 6 GHz, SO Q
1SNNSO-3.0C	Test Port Cable Armored, 3.0 m, N(m)-N(m), 6 GHz, SO Q
1SNNFSO-I.SC	Test Port Cable Armored, I.S m, N(m)-N(f), 6 GHz, SO Q
1SNNFSO-3.0C	Test Port Cable Armored, 3.0 m, N(m)-N(f), 6 GHz, SO Q
1SND5O-I.SC	Test Port Cable Armored, 1.5 m, N(m)-7/16 DIN(m), 6 GHz, 50 Q
1SNDFSO-I.SC	Test Port Cable Armored, 1.5 m, N(m)-7/16 DIN(f), 6 GHz, 50 Q

Test Port Cables, Armored w/ Reinforced Grip

1SRNFN50-I.S-R	Test Port Cable Armored w/Reinforced Grip 1.5 m, N(f)-fJ(m), 6 GHz, 50 Q
1SRDFNSO-I.S-R	Test Port Cable Armored w/Reinforced Grip 1.5 m, 7/16 DIN(f)-N(m), 6 GHz, SO Q
1SRDFN50-3.0-R	Test Port Cable Armored w/Reinforced Grip 3.0 m, 7/16 DIN(f)-N(m), 6 GHz, SO Q
1SRDN50-3.0-R	Test Port Cable Armored w/Reinforced Grip 3.0 m, 7/16 DIN(m)-N(m), 6 GHz, SO Q

Attenuators

3-1010-119	Attenuator, 10 dB, 2 W, DC to 6 GHz
3-1010-122	Attenuator, 20 dB, 5 W, DC to 12.4 GHz, N(m)-fJ(f)
42NS0-20	Attenuator, 20 dB, 5 W, DC to 18 GHz, N(m)-N(f)
3-1010-123	Attenuator, 30 dB, SOW, DC to 8.5 GHz, N(m)-fJ(f)
42N50A-30	Attenuator, 30 dB, 50 W, DC to 18 GHz, N(m)-N(f)
1010-127-R	Attenuator, 30 dB, 150 W, DC to 3 GHz, N(m)-N(f)
3-1010-124	Attenuator, 40 dB, 100 W, DC to 8.5 GHz, N(m)-fJ(f), Uni-directional
1010-121	Attenuator, 40 dB, 100 W, DC to 18 GHz, N(m)-N(f)
1010-128-R	Attenuator, 40 dB, 150 W, DC to 3 GHz, N(m)-N(f)

Ordering Information (Continued)

Miscellaneous Accessories

633-27	Rechargeable Battery, Ni-MH
806-141	Automotive Cigarette Lighter/12 Volt DC Adapter
40-168-R	AC/DC Adapter
2000-1029	Battery Charger, NiMH, w/ Universal Power Supply
551-1691-R	USB to RS-232 Adapter Cable
800-441	Serial Interface Cable
65717	Soft Carrying Case
67135	Site Master Backpack
760-243-R	Transit Case
ODTF-1	Optical DTF Module, 1550 nm, Single Mode
2300-347	Handheld Software Tools CDROM



Power Monitor Detectors

5400-71N50	Detector, .001 to 3 GHz, N(m), 50 Ω
5400-71N75	Detector, .001 to 3 GHz, N(m), 75 Ω
560-7N50B	Detector, 10 MHz to 20 GHz, N(m), 50 Ω
560-7S50B	Detector, 10 MHz to 20 GHz, WSMA(m), 50 Ω
560-7K50	Detector, 10 MHz to 40 GHz, K(m), 50 Ω
560-7VA50	Detector, 10 MHz to 50 GHz, V(m), 50 Ω

High Accuracy Power Meter Accessories

PSN50	High Accuracy Power Sensor, 50 MHz to 6 GHz
MA24104A	Inline High Power Sensor, 600 MHz to 4 GHz
40-168-R	AC-DC Adapter
800-441	Serial Interface Cable
3-1010-122	Attenuator, 20 dB, 5 W, DC to 12.4 GHz, N(m)-N(f)
1010-127-R	Attenuator, 30 dB, 150 W, DC to 3 GHz, N(m)-N(f)
1010-128-R	Attenuator, 40 dB, 150 W, DC to 3 GHz, N(m)-N(f)
3-1010-123	Attenuator, 30 dB, 50 W, DC to 8.5 GHz, N(m)-N(f)
3-1010-124	Attenuator, 40 dB, 100 W, DC to 8.5 GHz, N(m)-N(f), Uni-directional

Product Literature

10580-00185	S311D Site Master's User's Guide
10580-00186	S311D Site Master Programming Guide



Anritsu Corporation

5-1-1 Onna, Atsugi-shi, Kanagawa, 243-8555 Japan
Phone: +81-46-223-1111
Fax: +81-46-296-1264

• U.S.A.

Anritsu Company

1155 East Collins Boulevard, Suite 100,
Richardson, Texas 75081 U.S.A.
Toll Free: 1-800-ANRITSU (267-4878)
Phone: +1-972-644-1777
Fax: +1-972-671-1877

• Canada

Anritsu Electronics Ltd.

700 Silver Seven Road, Suite 120, Kanata,
Ontario K2V 1C3, Canada
Phone: +1-613-591-2003
Fax: +1-613-591-1006

• Brazil

Anritsu Eletrônica Ltda.

Praca Amadeu Amaral, 27-1 Andar
01327-010 - Paraisópolis, São Paulo, Brazil
Phone: +55-11-3283-2511
Fax: +55-11-3886940

• Mexico

Anritsu Company, S.A. de C.V.

Av. Ejército Nacional No. 579 Piso 9, Col. Granada
11520 México, D.F., México
Phone: +52-55-1101-2370
Fax: +52-55-5254-3147

• U.K.

Anritsu EMEA Ltd.

200 Capability Green, Luton, Bedfordshire LU1 3LU, U.K.
Phone: +44-1582-433200
Fax: +44-1582-731303

• France

Anritsu S.A.

16/18 Avenue du Québec-SILIC 720
91961 COURTABOEUF CEDEX, France
Phone: +33-1-60-92-15-50
Fax: +33-1-64-46-10-65

• Germany

Anritsu GmbH

Nemetschek Haus, Konrad-Zuse-Platz 1
81829 München, Germany
Phone: +49 (0) 89 442308-0
Fax: +49 (0) 89 442308-55

• Italy

Anritsu S.p.A.

Via Elio Vittorini, 129, 00144 Roma, Italy
Phone: +39-06-509-9711
Fax: +39-06-502-2425

• Sweden

Anritsu AB

Borgafjordsgatan 13, 164 40 Kista, Sweden
Phone: +46-8-534-707-00
Fax: +46-8-534-707-30

• Finland

Anritsu AB

Teknobulevardi 3-5, FI-01530 Vantaa, Finland
Phone: +358-20-741-8100
Fax: +358-20-741-8111

• Denmark

Anritsu A/S

Kirkebjerg Allé 90 DK-2605 Brøndby, Denmark
Phone: +45-72112200
Fax: +45-72112210

• Spain

Anritsu EMEA Ltd.

Oficina de Representación en España

Edificio Veganova
Avda de la Vega, n° 1 (edf 8, pl1, of 8)
28108 ALCOBENDAS - Madrid, Spain
Phone: +34-914905761
Fax: +34-914905762

• Russia

Anritsu EMEA Ltd.

Representation Office in Russia

Tverskaya str. 16/2, bld. 1, 7th floor.
Russia, 125009, Moscow
Phone: +7-495-363-1694
Fax: +7-495-935-8962

• United Arab Emirates

Anritsu EMEA Ltd.

Dubai Liaison Office

P O Box 500413 - Dubai Internet City
Al Thuraya Building, Tower 1, Suite 701, 7th Floor
Dubai, United Arab Emirates
Phone: +971-4-3670352
Fax: +971-4-3688460

• Singapore

Anritsu Pte. Ltd.

60 Alexandra Terrace, #02-08, The Comtech (Lobby A)
Singapore 118502
Phone: +65-6282-2400
Fax: +65-6282-2533

• India

Anritsu Pte. Ltd.

India Branch Office

3rd Floor, Shri Lakshminarayan Niwas,
#2726, 80 ft Road, HAL 3rd Stage, Bangalore - 560 075, India
Phone: +91-80-4058-1300
Fax: +91-80-4058-1301

• P. R. China (Hong Kong)

Anritsu Company Ltd.

Units 4 & 5, 28th Floor, Greenfield Tower, Concordia Plaza,
No. 1 Science Museum Road, Tsim Sha Tsui East,
Kowloon, Hong Kong, P.R. China
Phone: +852-2301-4980
Fax: +852-2301-3545

• P. R. China (Beijing)

Anritsu Company Ltd.

Beijing Representative Office

Room 2008, Beijing Fortune Building,
No. 5, Dong-San-Huan Bei Road,
Chao-Yang District, Beijing 100004, P.R. China
Phone: +86-10-6590-9230
Fax: +86-10-6590-9235

• Korea

Anritsu Corporation, Ltd.

8F Hyunju Bldg. 832-41, Yeoksam-Dong,
Kangnam-ku, Seoul, 135-080, Korea
Phone: +82-2-553-6603
Fax: +82-2-553-6604

• Australia

Anritsu Pty Ltd.

Unit 21/270 Ferntree Gully Road, Notting Hill
Victoria, 3168, Australia
Phone: +61-3-9558-8177
Fax: +61-3-9558-8255

• Taiwan

Anritsu Company Inc.

7F, No. 316, Sec. 1, Neihu Rd., Taipei 114, Taiwan
Phone: +886-2-8751-1816
Fax: +886-2-8751-1817

Please Contact:



Power Tech International Group

sales@powertech-group.com

www.powertech-group.com

